

Lafayette Abdominal Caliper


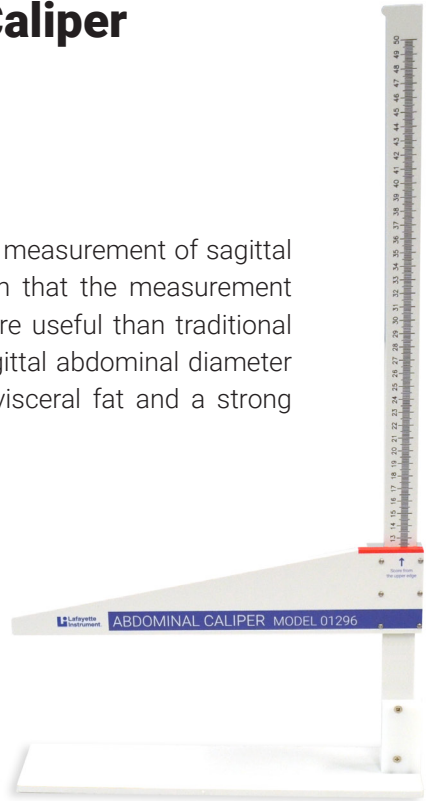
Model 01296

User Instructions

The Lafayette Abdominal Caliper aids the measurement of sagittal abdominal diameter. Studies have shown that the measurement of sagittal abdominal diameter to be more useful than traditional waist circumference measurements. Sagittal abdominal diameter is highly correlated with the volume of visceral fat and a strong predictor of cardiovascular disease.

Measurement Range

Range: 65 - 500 mm




The Abdominal Caliper has a built-in level. If you desire to use the level, the bubble must be perpendicular to the measurement arm. The bulb can be removed by carefully sliding upward. Turn the bulb and slide it back onto the measurement bulb as shown at left.

Note: We recommend storing the bulb in a position flat against the caliper.

Usage

The subject is asked to lie down on an exam table or hospital bed in the supine position. The base of the caliper is placed under the subject's back and the measurement arm is placed on top of the subject's abdomen giving a direct reading of the distance between the two points.



Note: The Caliper must be read from the top of the measurement arm where the red line is drawn.

Cleaning Instructions

Soap and water is recommended for cleaning this product. Cleaning should be done with moist, clean cloths and then wiped to dry. Do not submerge or soak the product with water. Isopropyl alcohol wipes may be used as an alternative. Do not use bleach on this product.

Disclaimer: The cleaning instructions for Lafayette Instrument products are a recommendation of compatible cleaning materials only. Product end users are responsible for instituting an appropriate cleaning regimen utilizing best practices and techniques. Lafayette Instrument assumes no responsibility for the cleanliness or sanitation of the products after initial use nor makes any claim that the use of the recommended cleaning materials mitigates all risk of potential cross infection.